

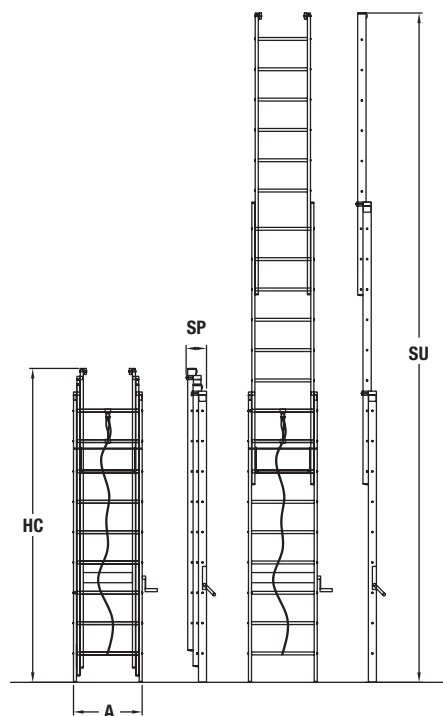
B10 SCALA D'APPOGGIO A SFILO CON ARGANO LEANING EXTENSION LADDER WITH WINCH



- 1** Montanti rettangolari 80x30 mm
Rectangular uprights 80x30 mm
- 2** Gradini pioli
Rungs
- 3** Piedi a snodo antiscivolo
Non-slip articulated feet
- 4** Argano per il sollevamento
Winch for lifting




CHIUSA
CLOSED




N. GRADINI NO. STEPS	HC cm	HU cm	SP cm	A cm	Volume m ³	Peso / Weight Kg
11+11+11	360	850	19	52	0,37	35
13+13+13	420	1000	19	52	0,44	39
14+14+14	460	1120	19	52	0,48	45
16+16+16	520	1300	19	52	0,54	50

OPTIONAL E VARIANTI / OPTIONALS & MODELS



1
Rompitratta
Crossbar



2
Appoggiapali
Pole rest



3
Zoccolini regolabili
Adjustable skirtings